

Notebook Starter

The following pages can be used to help set up your Algebra interactive notebook. These pages include classroom rules, notebook expectations, grading rubric, table of contents, reflection, setting goals, and looking back at goals. You can use the reflection page throughout the notebook.

Get Connected

with

Math in Demand



My Teachers Pay Teachers



Read My Blog



Visit My Pinterest



Watch My Videos



Email Me

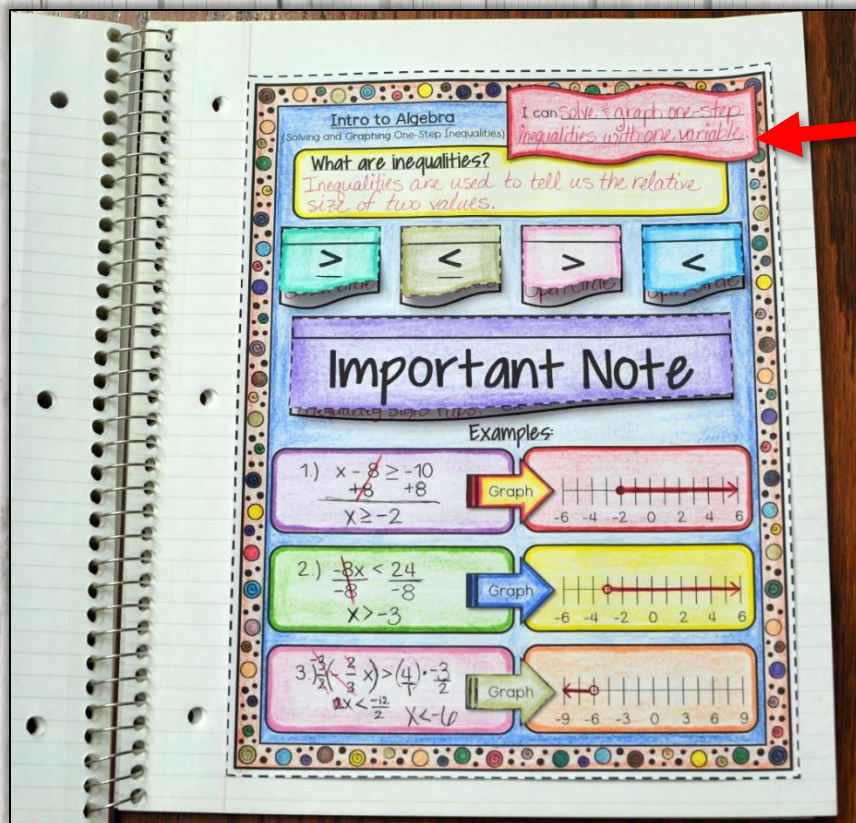
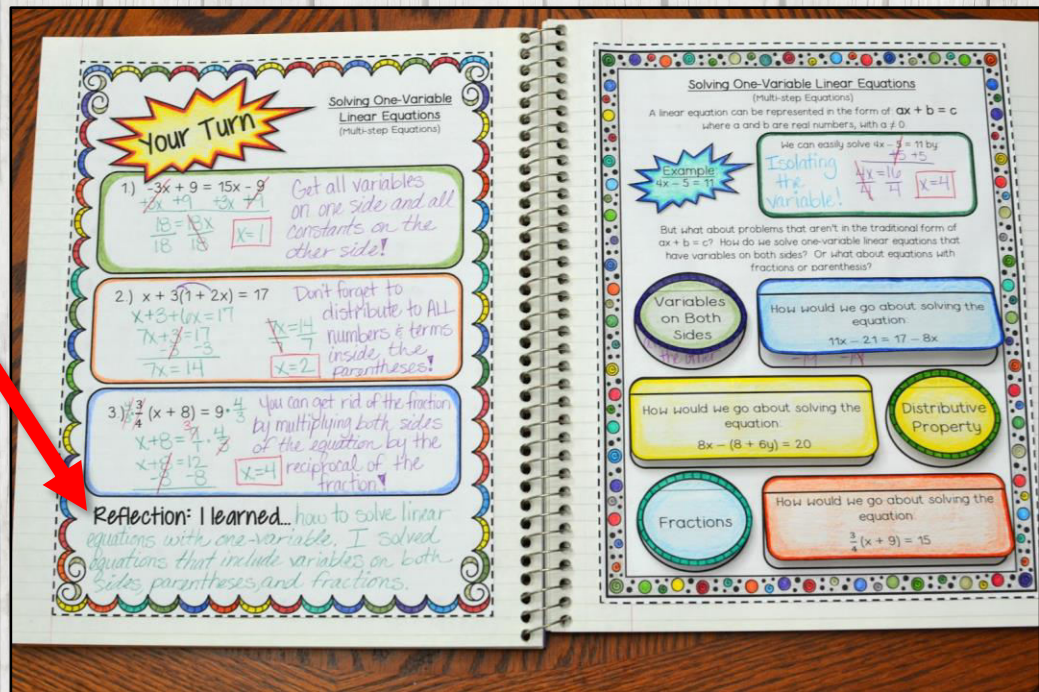
Click on the
buttons to
check out more
from me.



Thank you for downloading my
notebook starter!
Please don't forget to rate me.

If you like my starter please Check out my Algebra notebook:

Students
write
reflections
after
every
concept.



Students
write "I
can..."
statements
every
concept.

You can
purchase my
Algebra
notebook by
clicking the
pictures!


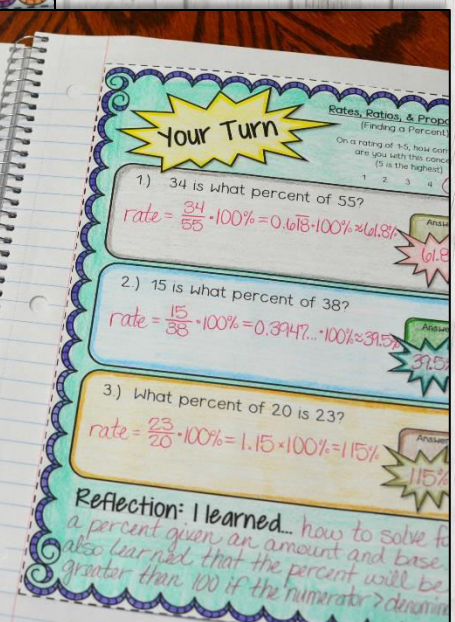

If you like my starter please

Check out my Pre-Algebra notebook:



Students rate themselves on how well they understand the concept.

Includes some foldables!



You can purchase my Pre-Algebra notebook by clicking the pictures!

Classroom Rules



Be in your seat & ready to work when the bell rings.





Bring all materials needed to class.



Have respect!
(Respect your teacher, classmates, & others property)

No food or drinks unless approved by the teacher.



Additional Rules



SIGNATURES

I Have Read Rules

Student:

Parent:

My Algebra Notebook

It is important that you keep up with your Algebra notebook throughout the year. The notebook will help you perform better on your daily assignments.

My expectations for your notebook and reasons for these expectations are given below:

My Expectations

1

You will bring your Algebra notebook to class every day.

2

An absence does not excuse you from the work.

3

You will need to keep your table of contents updated.

4

You need to label the page number on the bottom of each page.

5

You need to write in pencil.

My Reasons

1

We are going to be using your Algebra notebook every day.

2

It is important that you don't get behind. Get the classwork from me.

3

The table of contents will help you know where a concept is located.

4

This will help you stay organized and easily find a page.

5

Your notebook needs to be neat. Pen marks do not erase.

By signing below, you acknowledge my expectations for your Algebra notebook and will follow through with my expectations:

I, _____, have read and agree
with my teacher's expectations for my Algebra notebook
on the day of _____.

Grading Rubric

Below is how you will be graded for your notebook. Your teacher will grade the notebook every quarter by using the following categories: Organization/Appearance and Completeness. There is a total of ____ points. The break down is given below.

Organization & Appearance:

- Work is neat and organized (____/____)
- Important facts / vocabulary words are highlighted (____/____)
- Effective use of colors (____/____)
- Pages are where they need to be (____/____)

1st Quarter Score

(____/____)

Completeness:

- Work is completed (____/____)
- Reflections are completed (____/____)

Teacher Comments:

Organization & Appearance:

- Work is neat and organized (____/____)
- Important facts / vocabulary words are highlighted (____/____)
- Effective use of colors (____/____)
- Pages are where they need to be (____/____)

2nd Quarter Score

(____/____)

Completeness:

- Work is completed (____/____)
- Reflections are completed (____/____)

Teacher Comments:

Organization & Appearance:

- Work is neat and organized (____/____)
- Important facts / vocabulary words are highlighted (____/____)
- Effective use of colors (____/____)
- Pages are where they need to be (____/____)

3rd Quarter Score

(____/____)

Completeness:

- Work is completed (____/____)
- Reflections are completed (____/____)

Teacher Comments:

Organization & Appearance:

- Work is neat and organized (____/____)
- Important facts / vocabulary words are highlighted (____/____)
- Effective use of colors (____/____)
- Pages are where they need to be (____/____)

4th Quarter Score

(____/____)

Completeness:

- Work is completed (____/____)
- Reflections are completed (____/____)

Teacher Comments:

Table of Contents

Being absent does not excuse you from doing the work in your interactive notebook. Make sure to check with a partner about missed work and fill out the table of contents. Keep the table of contents up to date!

[illegible]

Reflection

Your reflection needs to be at least 3 complete sentences.

I learned...

VISUAL

EXAMPLE

My Goals

Setting Goals

☐

1st Quarter

☐

2nd Quarter

☐

3rd Quarter

☐

4th Quarter

My goals for this quarter are...

It is important that I achieve these goals because...

I will accomplish these goals by...

My Goals

A Look Back

- ☐ 1st Quarter
- ☐ 2nd Quarter
- ☐ 3rd Quarter
- ☐ 4th Quarter

RECAP: My goals for this quarter were to...

☐ Goals were accomplished ☐ Goals were not accomplished ☐ In Progress

Did I accomplish my goals? Why or why not?

What are some techniques that I can use to become a better goal setter?





© 2016 Math in Demand. The download of my notebook includes a limited use license from Math in Demand. You may only use the resource for personal classroom use.

Hence,

- 1.) This purchase does not allow you to transfer it to others such as another teacher, school, or district.
- 2.) You may not sell my notebook.
- 3.) You may not place my notebook on the internet.
- 4.) You may not use any part of my notebook to sell or create your own.

Violating these terms is against the Digital Millennium Copyright Act (DMCA).

Credits



Media Icons by Grade ONederful at:
<http://www.GradeONederful.com>



Graphics by: www.jessicasawyerdesign.etsy.com

<https://www.teacherspayteachers.com/Store/Glitter-Meets-Glue-Designs>

Font by:

<http://www.teacherspayteachers.com/Store/Courtney-Keimer>